

# ABE7P16T214

sub-base for plug-in relay ABE7 - 16 channels - fuses - relay 10 mm



Product availability: Non-Stock - Not normally stocked in distribution facility

Price\*: 698.00 USD



## Main

Range of product	Modicon ABE7
Product or component type	Sub-base for plug-in relay
Sub-base type	Output sub-base
[Us] rated supply voltage	19...30 V IEC 61131-2
Number of channels	16
Connections - terminals	Screw type terminals, 1 x 0.09...1 x 1.5 mm <sup>2</sup> AWG 28...AWG 16) flexible with cable end Screw type terminals, 1 x 0.14...1 x 2.5 mm <sup>2</sup> AWG 26...AWG 12) solid Screw type terminals, 1 x 0.14...1 x 2.5 mm <sup>2</sup> AWG 26...AWG 14) flexible without cable end Screw type terminals, 2 x 0.09...2 x 0.75 mm <sup>2</sup> AWG 28...AWG 20) flexible with cable end Screw type terminals, 2 x 0.2...2 x 2.5 mm <sup>2</sup> AWG 24...AWG 14) solid
Channel additional information	1 switch disconnecter per channel

## Complementary

Supply circuit type	DC
Product compatibility	ABR7S2. ABS7SA2. ABS7SC2. ABE7ACC20
Status LED	Channel status 1 LED per channel Green) Power ON 1 LED Green)
Polarity distribution	Volt-free
Short-circuit protection	1 A internal fuse, 5 x 20 mm, fast blow PLC end) 0.5 A fuse per channel, 5 x 20 mm, fast blow output circuit)
Fixing mode	By clips 35 mm symmetrical DIN rail) By screws solid plate with fixing kit)
Maximum supply current	1 A
Voltage drop on power supply fuse	0.3 V
Maximum current per output common	16 A
[Ui] rated insulation voltage	300 V coil circuit/contact circuits IEC 60947-1 2000 V terminals/mounting rails

[Uimp] rated impulse withstand voltage	2.5 KV
Installation category	II IEC 60664-1
Tightening torque	5.31 Lbf.In (0.6 N.m) flat Ø 3.5 mm
Net weight	1.49 Lb(US) (0.675 kg)

## Environment

Product certifications	BV CSA GL DNV LROS (Lloyds register of shipping) UL EAC
IP degree of protection	IP2x conforming to IEC 60529
Resistance to incandescent wire	1382 °F (750 °C) IEC 60695-2-11
Shock resistance	15 gn 11 ms IEC 60068-2-27
Vibration resistance	2 gn 10...150 Hz)IEC 60068-2-6
Resistance to electrostatic discharge	4 KV contact) level 3 IEC 61000-4-2 8 KV air) level 3 IEC 61000-4-2
Resistance to radiated fields	9.14 V/M (10 V/m) 26000000...1000000000 Hz)IEC 61000-4-3 level 3
Resistance to fast transients	2 KV level 3 IEC 61000-4-4
Ambient air temperature for operation	23...140 °F (-5...60 °C) IEC 61131-2
Ambient air temperature for storage	-40...176 °F (-40...80 °C) IEC 61131-2
Pollution degree	2 IEC 60664-1

## Ordering and shipping details

Category	22375 - INTERFACE MODULE(ABA,R,S)
Discount Schedule	CP2
GTIN	03389110644579
Nbr. of units in pkg.	1
Package weight(Lbs)	22.96 Oz (651 g)
Returnability	No
Country of origin	LV

## Packing Units

Unit Type of Package 1	PCE
Package 1 Height	3.15 In (8 cm)
Package 1 width	3.78 In (9.6 cm)
Package 1 Length	8.66 In (22 cm)
Unit Type of Package 2	S03
Number of Units in Package 2	12
Package 2 Weight	18.31 Lb(US) (8.305 kg)
Package 2 Height	11.81 In (30 cm)
Package 2 width	11.81 In (30 cm)
Package 2 Length	15.75 In (40 cm)

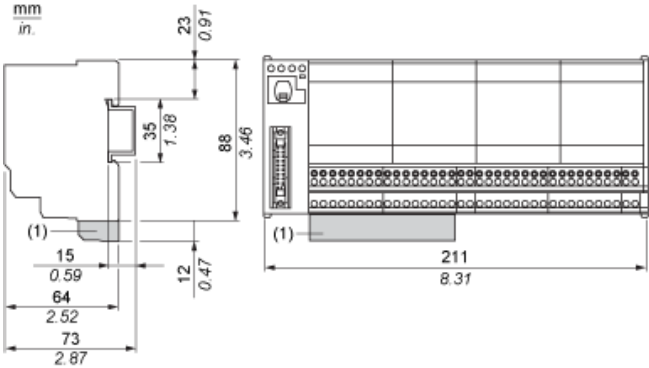
## Offer Sustainability

Sustainable offer status	Green Premium product
California proposition 65	WARNING: This product can expose you to chemicals including: Lead and lead compounds, which is known to the State of California to cause cancer and birth defects or other reproductive harm. For more information go to <a href="http://www.P65Warnings.ca.gov">www.P65Warnings.ca.gov</a>
RECh Regulation	<a href="#">RECh Declaration</a>
RECh free of SVHC	Yes
EU RoHS Directive	Pro-active compliance (Product out of EU RoHS legal scope) <a href="#">EU RoHS Declaration</a>
Mercury free	Yes
RoHS exemption information	<a href="#">Yes</a>
China RoHS Regulation	<a href="#">China RoHS Declaration</a>
Environmental Disclosure	<a href="#">Product Environmental Profile</a>
Circularity Profile	<a href="#">End Of Life Information</a>
WEEE	The product must be disposed on European Union markets following specific waste collection and never end up in rubbish bins.

## Contractual warranty

Warranty	18 months
----------	-----------

Dimensions

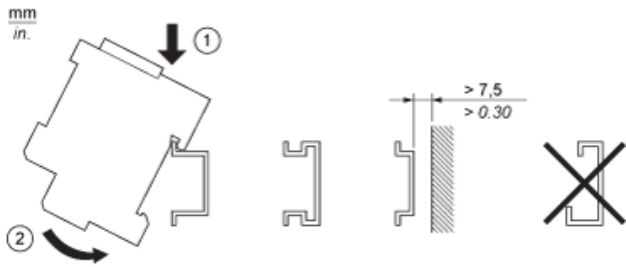


(1) ABE7BV10 / BV20, ABE7BV10E / BV20E

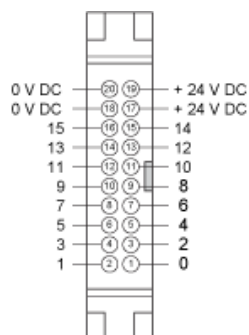
---

Mounting

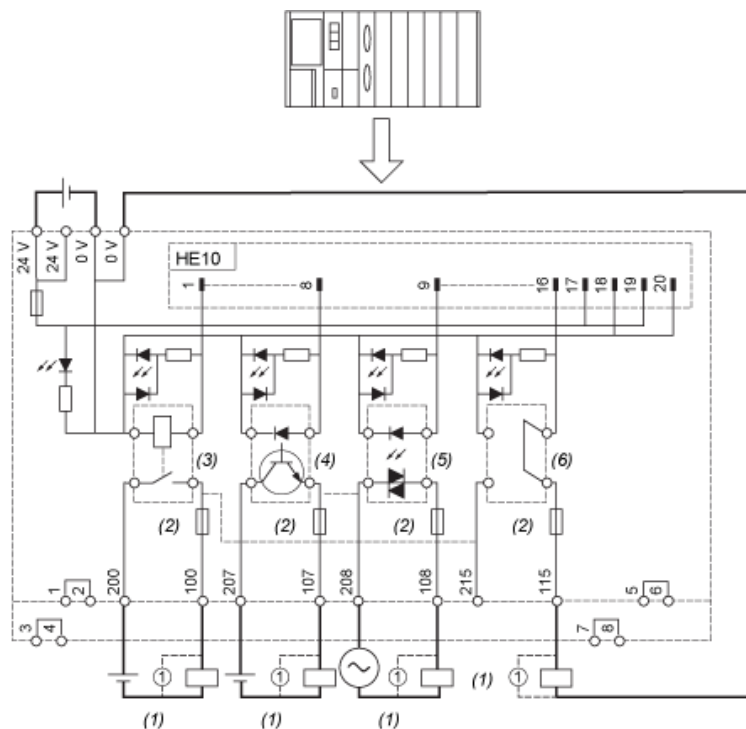
---



HE10 16 Channels



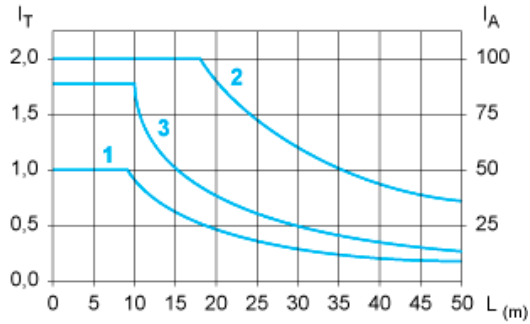
Wiring Diagram



- (1) Inductive load
- (2) Fuse only for ABE7P16T214
- (3) ABR7S21 (1 "F"/SPDT) (not supplied)
- (4) ABS7SC2E (5...48 VDC) I max. = 0.5 A (not supplied)
- (5) ABS7SA2M (24...240 VAC) I max. = 0.5 A (not supplied)
- (6) ABE7ACC20 (24 VDC) (not supplied/not isolated)

Curves for Determining Cable Type and Length According to the Current

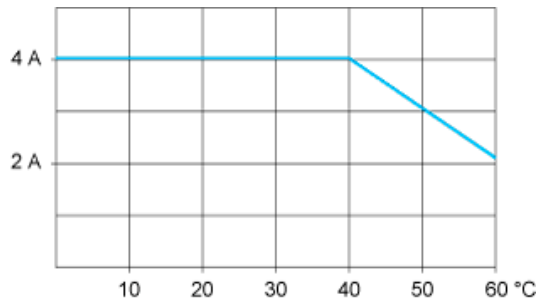
16-channel Sub-base



- L Cable length  
 $I_T$  Total current per sub base (A)  
 $I_A$  Average current per channel (mA)
- (1) TSXCDP••2 and ABFH20H••0 cables with c.s.a. 0.08 mm<sup>2</sup> (AWG 28).
  - (2) TSXCDP••3 cables with c.s.a. 0.34 mm<sup>2</sup> (AWG 22).
  - (3) Cables with c.s.a. 0.13 mm<sup>2</sup> (AWG 26).

The curves are given for a voltage drop of 1 V in the cable. For n volts tolerance, multiply the length determined from the graph by n.

Temperature Derating Curves



Product Life Status : **Commercialised**